

MAGNUM FIELD NET INSTALLER

PARTS MANUAL



MAGNUM BN-1720

Bucyrus Equipment Co., Inc.
Box 156, 209 Main
Hillsdale, Ks 66036
1-800-330-0857
www.magnumenp.com

RE-ORDER NUMBER: BN-MANUAL
REVISION: BN-000001



MAGNUM BN-1720 PARTS MANUAL

The purpose of this manual is for parts identification of the Magnum BN-1720 Field Net Installer. This manual is not to be used for assembly. This manual includes parts lists and illustrations of all available replacement parts for the Magnum Field Net Installer. A table of contents is placed at the beginning of the manual for location of specific parts. Keep this manual available for reference in the shop area.

At the time of publication all information contained in this manual was technically correct. However, all materials and specifications are subject to change without notice.

Comments and suggestions about this manual may be directed to: Bucyrus Equipment Co., Inc., PO Box 156-209 Main, Hillsdale, KS 66036. Phone 1-800-330-0857

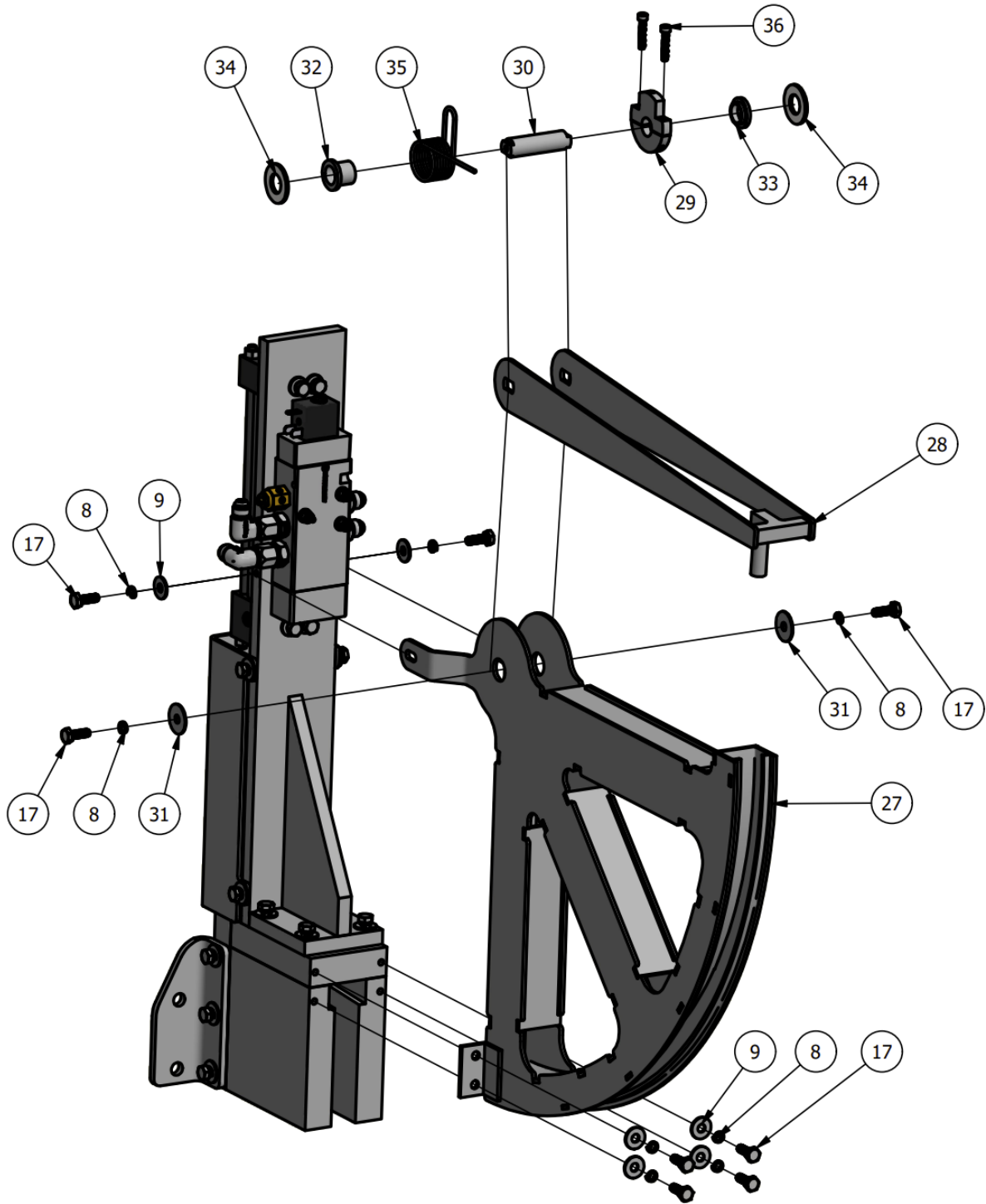
© Copyright 2013 BECI. All information contained within this publication is based on the latest product information at the time of publication. Due to constant improvements in the design and quality of production components, some minor discrepancies may result between the actual vehicle and the information presented in this publication. Depictions and/or procedures in this publication are intended for reference use only. No liability can be accepted for omissions or inaccuracies. Any reprinting or reuse of the depictions and/or procedures contained within, whether whole or in part, is expressly prohibited. Printed in U.S.A.

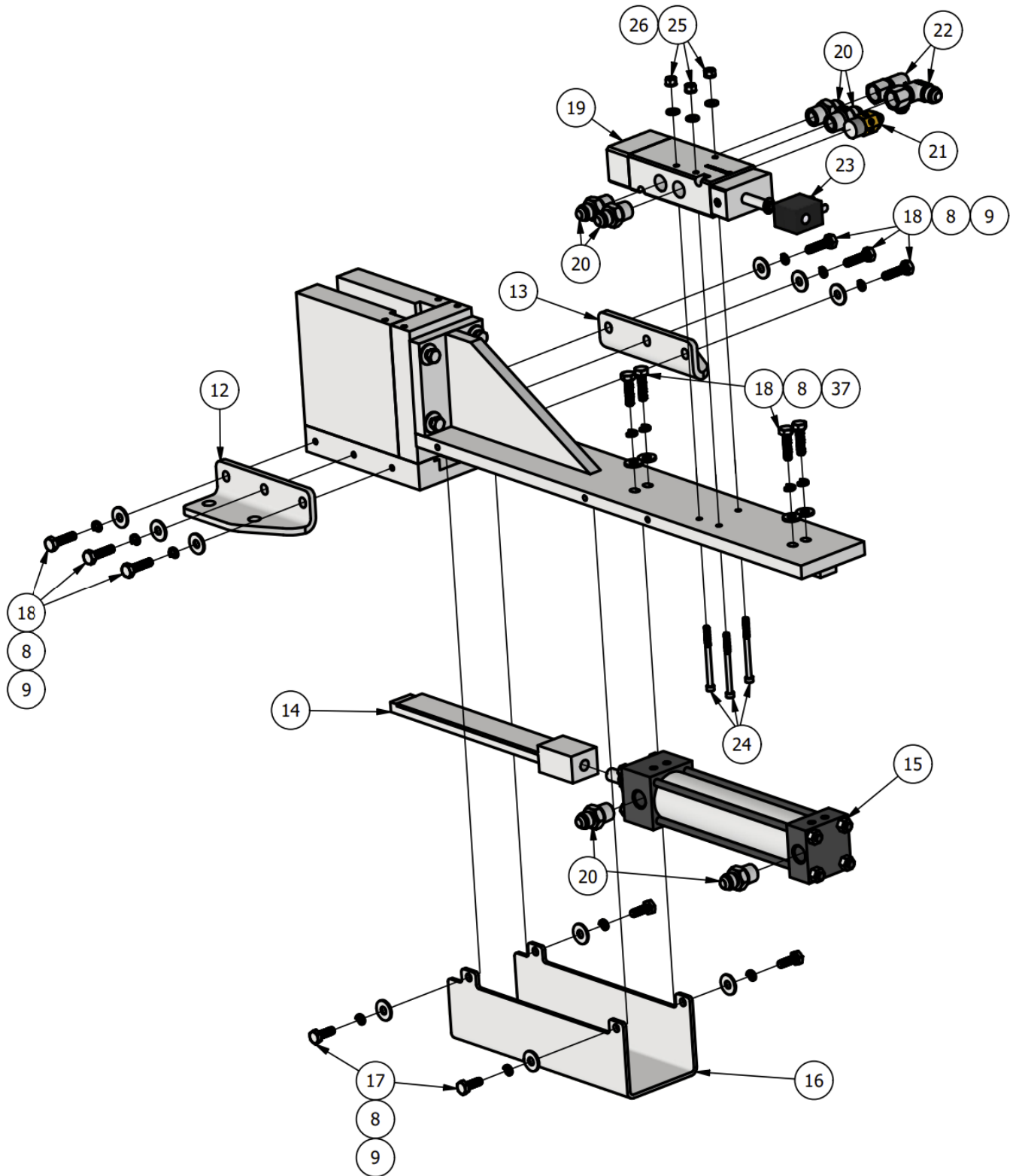
TABLE OF CONTENTS

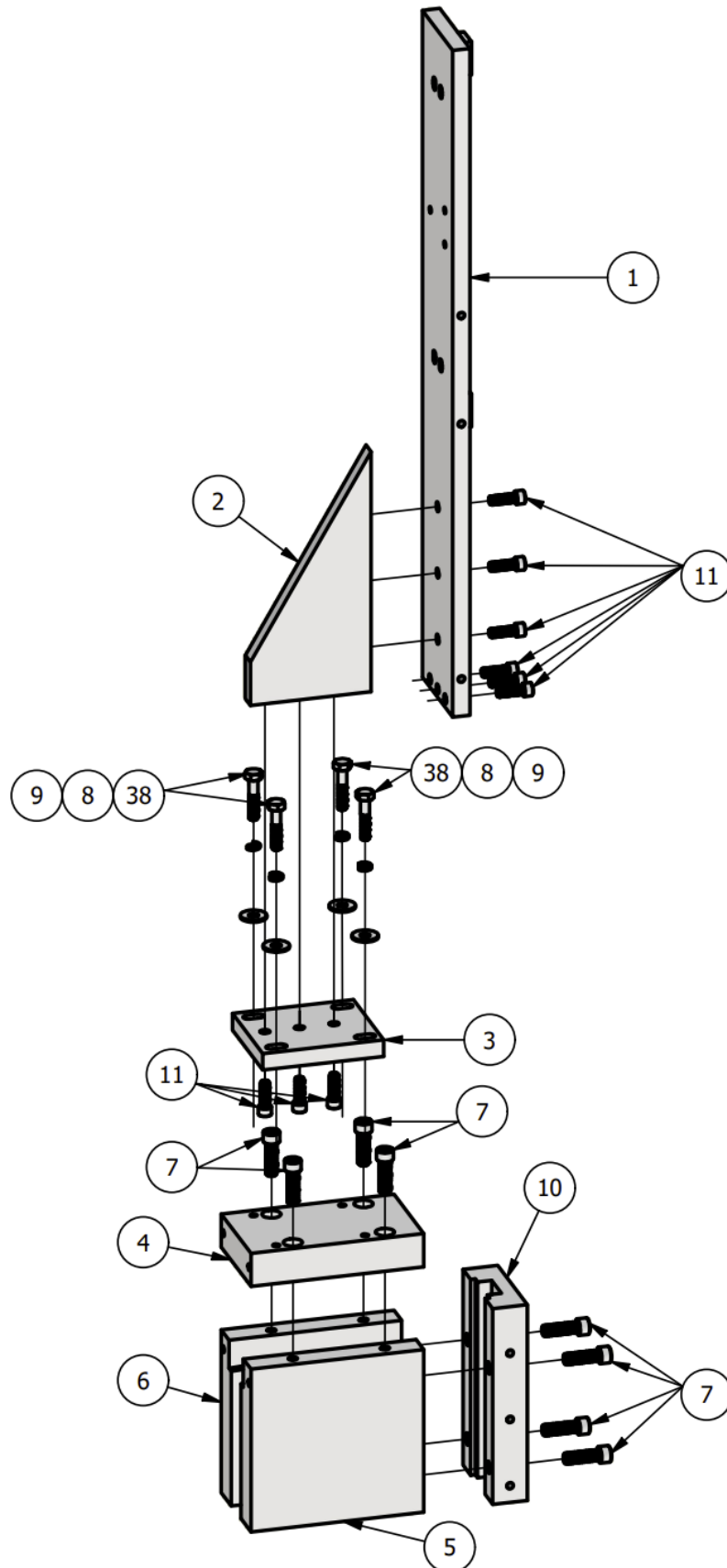
Section 1	Parts
Section 2	Hydraulics
Section 3	Electrical
Section 4	Pneumatics
Section 5	Staker

Staker Section - Parts List

ITEM	QTY	PART NUMBER	DESCRIPTION
1	1	BN-STK105	STAKER CYLINDER MNT BACK PLT
2	1	BN-STK205	STAKER CYLINDER MNT GUSSET
3	1	BN-STK206	STAKER CYLINDER BASE PLT
4	1	BN-STK203	STAKER BODY TOP PLT
5	1	BN-STK202	STAKER SIDE PLT
6	1	BN-STK201	STAKER SIDE PLT
7	8	93255	5/16"-18 X 1" SOCKET HEAD CAPSCREW
8	26	33618	1/4" LOCK WASHER
9	20	33004	1/4" FLAT WASHER
10	1	BN-STK200	STAKER BODY - BACK PLT
11	9	93203	1/4"-20 X 3/4" SOCKET HEAD CAPSCREW
12	1	BN-STK212	STAKER BAR MOUNT
13	1	BN-STK211	STAKER BAR MOUNT
14	1	BN-STK210	STAKER RAM
15	1	EA0177A1-REV3	PNEUMATIC CYLINDER 1.5" X 6"
16	1	BN-STK209	STAKER CYLINDER SHIELD
17	12	15003	1/4"-20 X 3/4" CAPSCREW, GR 8
18	10	15005	1/4"-20 X 1" CAPSCREW, GR 8
19	1	V62S517AA2000A	NORGREN
20	6	2404-06-06	6MJ-6MP
21	1	9834K33	FLOW CONTROL MUFFLER
22	2	6500-06-06	6MJ-6FJ, 90
23	1	54469-01	12V COIL FOR PNEUMATIC VALVE
24	3	0171096	8-32 X 2 1_4 HEX HEAD
25	3	37012	HEX TOP LOCK
26	3	33072	#8 FLAT WASHER
27	1	BN-STK100	STAKER MAGAZINE
28	1	BN-STK101	STAKER MAGAZINE ARM
29	1	BN-STK207	STAKER SPRING TENSIONER
30	1	BN-STK208	STAKER ARM SHAFT
31	2	1171212	1/4" FENDER WASHER, 1" OD
32	1	EF10-12-12	BRONZE BUSHING 5/8" ID X 3/4" OD X 3/4" LG
33	1	BN-STK400	BRONZE BUSHING 5/8" ID X 3/4" OD X 1/4" LG
34	2	33819	5/8" SAE WASHER
35	1	BN-STK401	STAKER MAGAZINE SPRING
36	2	93148	13024 X 1" SOCKET HEAD CAPSCREW
37	4	33813	1/4 SAE FLAT WASHER
38	4	15007	1/4"-20 X 1 1/4" CAPSCREW, PT GR8







Staker Section - Parts List

ITEM	QTY	PART NUMBER	DESCRIPTION
1	34	33859	3/8" FLAT WASHER
2	2	BN-STK106	STAKER SHOE
3	8	42032	U-BOLT, 3/8"-16 X 2 5/8" LG X 2" DIA
4	33	36306	3/8"-16 HEX NUT
5	8	33895	1/2" LOCK WASHER
6	16	33861	1/2" FLAT WASHER
7	8	36310	1/2"-13 HEX NUT
8	8	33893	3/8" LOCK WASHER
9	4	13217	1/2"-13 X 3 1/2" CAPSCREW PT
10	2	BN-STK900	STAKER ASSEMBLY
11	1	BN-SW105	STAKE BOX TRAY
12	2	BN-STK103	STAKER ARM FRAME MNT
13	2	BN-STK102	STAKER ARM
14	4	BN-DCL103	WARNING GUARD IN PLACE
15	4	BN-DCL102	WARNING PUNCTURE/SHARP HAZARD
16	1	BN-DCL101	MAGNUM LOGO



