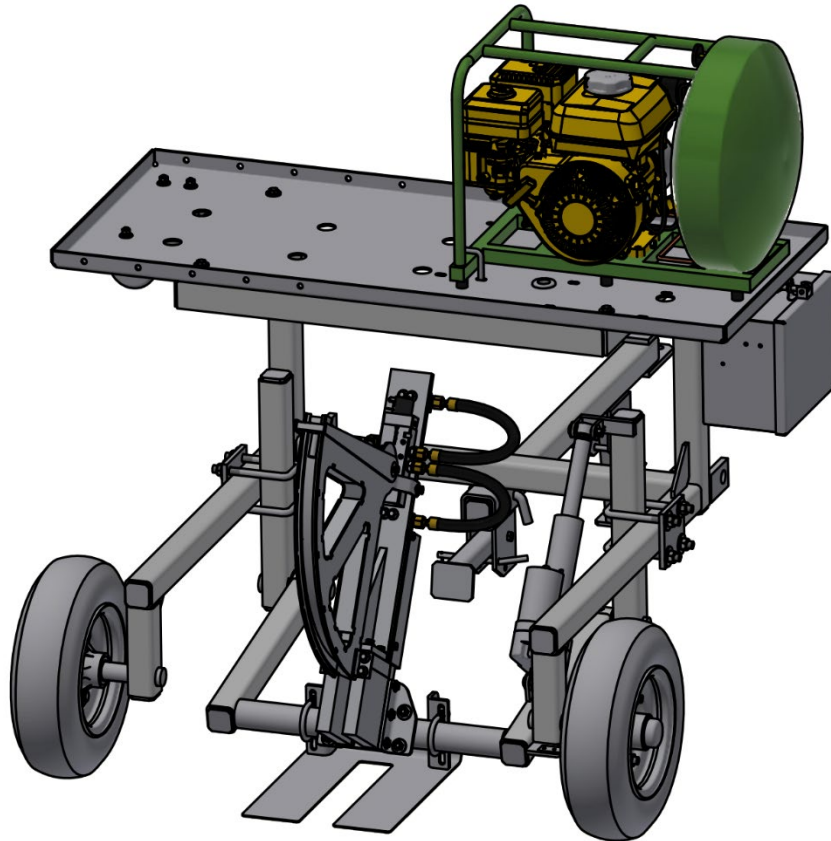


MAGNUM AUTO STAKER

PARTS MANUAL



MAGNUM SAS300/DAS300

Bucyrus Equipment Co., Inc.
Box 156, 209 Main
Hillsdale, Ks 66036
1-800-330-0857
www.magnumenp.com

RE-ORDER NUMBER: SAS-300 MANUAL
REVISION: SAS-000000



MAGNUM SAS300/DAS300 PARTS MANUAL

The purpose of this manual is for parts identification of the Magnum SAS300/DAS300 Auto Staker. This manual is not to be used for assembly. This manual includes parts lists and illustrations of all available replacement parts for the Magnum Field Auto Staker. A table of contents is placed at the beginning of the manual for location of specific parts. Keep this manual available for reference in the shop area.

At the time of publication all information contained in this manual was technically correct. However, all materials and specifications are subject to change without notice.

Comments and suggestions about this manual may be directed to: Bucyrus Equipment Co., Inc., PO Box 156-209 Main, Hillsdale, KS 66036. Phone 1-800-330-0857

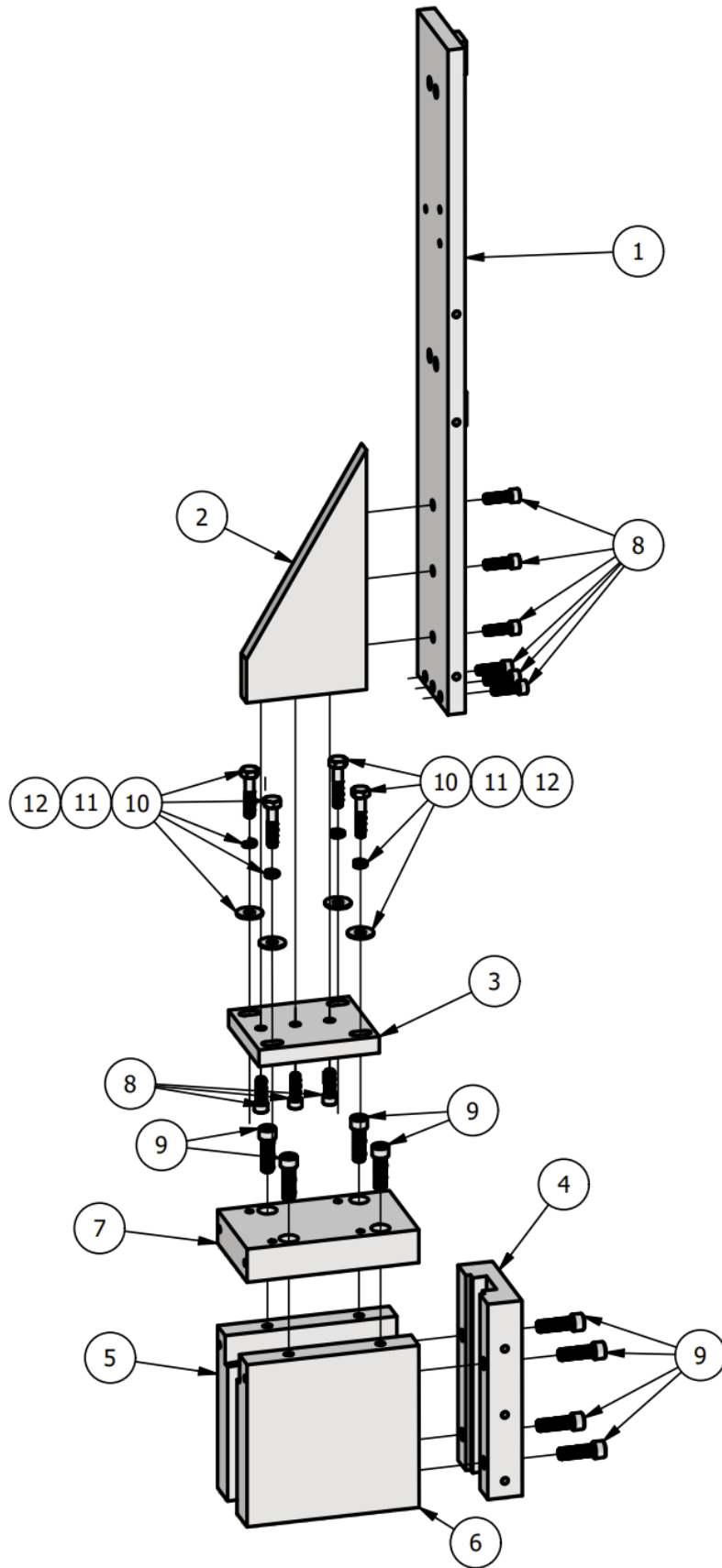
© Copyright 2013 BECI. All information contained within this publication is based on the latest product information at the time of publication. Due to constant improvements in the design and quality of production components, some minor discrepancies may result between the actual vehicle and the information presented in this publication. Depictions and/or procedures in this publication are intended for reference use only. No liability can be accepted for omissions or inaccuracies. Any reprinting or reuse of the depictions and/or procedures contained within, whether whole or in part, is expressly prohibited. Printed in U.S.A.

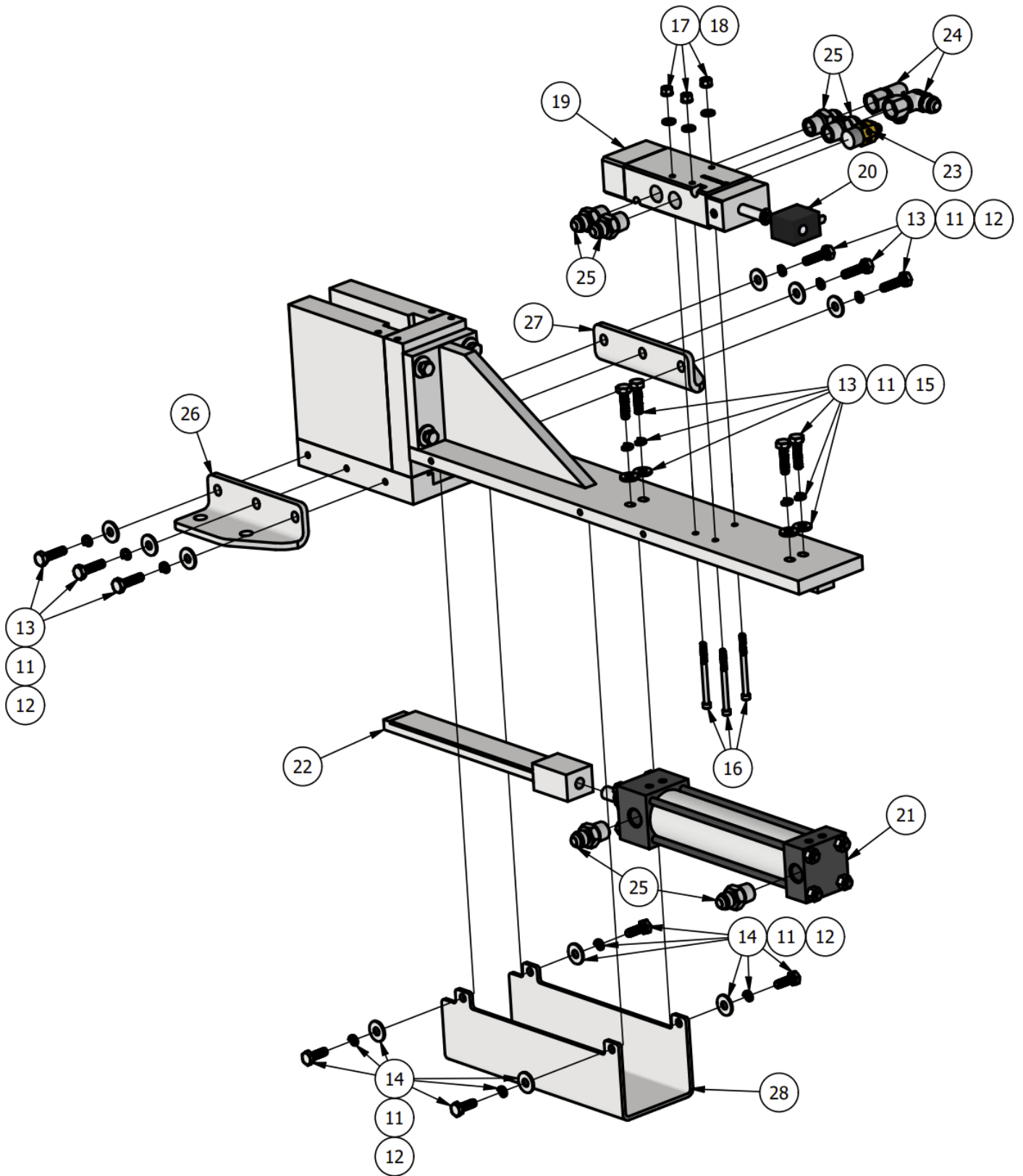
TABLE OF CONTENTS

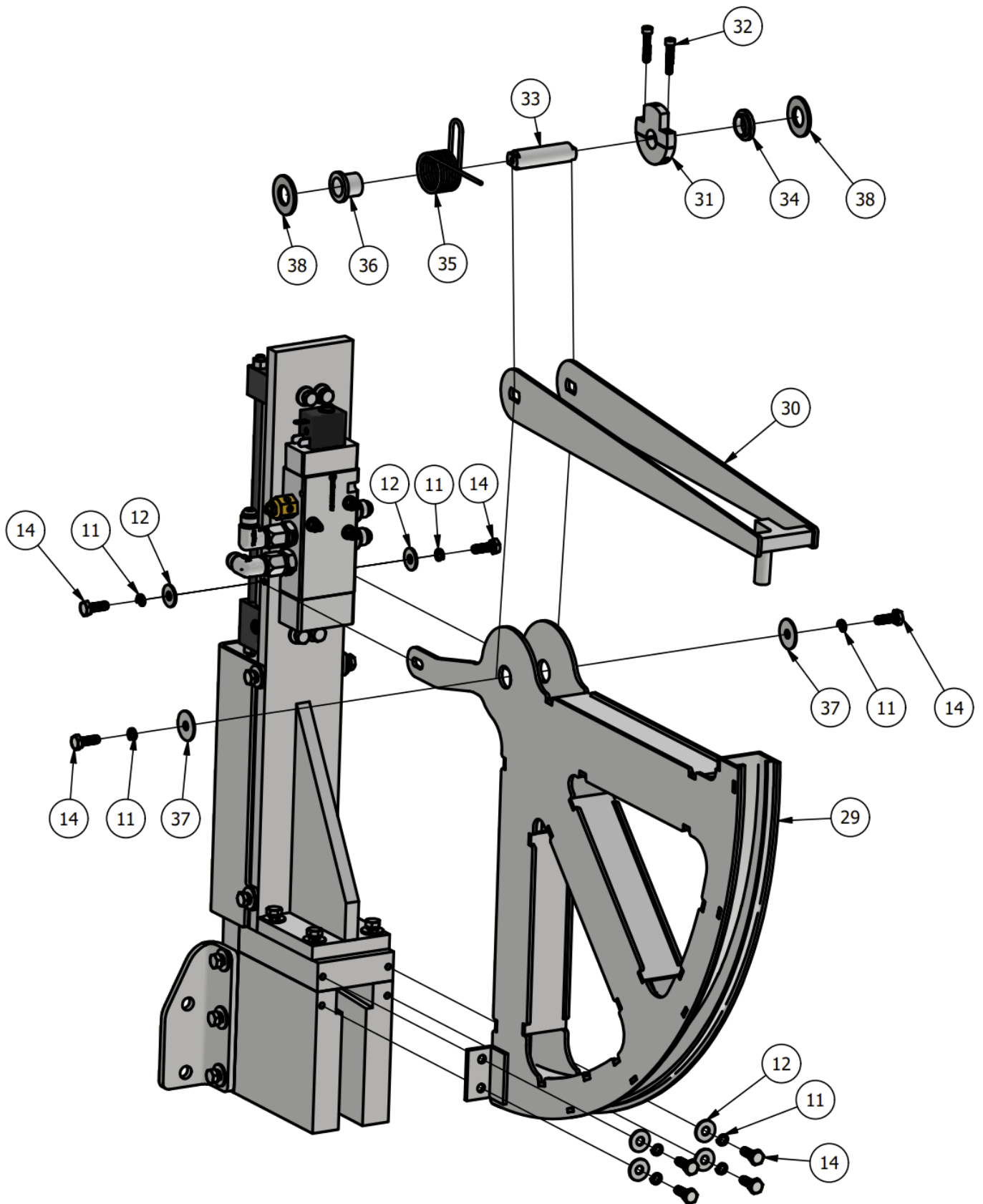
Section 1	Parts
Section 2	Electrical
Section 3	Pneumatics
Section 4	Staker
Section 5	Dual Staker
Section 6	Decals

Staker Section - Parts List

ITEM	QTY	PART NUMBER	DESCRIPTION
1	1	BN-STK105	STAKER CYLINDER MNT BACK PLT
2	1	BN-STK205	STAKER CYLINDER MNT GUSSET
3	1	BN-STK206	STAKER CYLINDER BASE PLT
4	1	BN-STK200	STAKER BODY - BACK PLT
5	1	BN-STK201	STAKER SIDE PLT
6	1	BN-STK202	STAKER SIDE PLT
7	1	BN-STK203	STAKER BODY TOP PLT
8	9	93203	1/4"-20 X 3/4" SOCKET HEAD CAPSCREW
9	8	93255	5/16"-18 X 1" SOCKET HEAD CAPSCREW
10	4	15007	1/4"-20 X 1 1/4" CAPSCREW, PT GR8
11	26	33618	1/4" LOCK WASHER
12	20	33004	1/4" FLAT WASHER
13	10	15005	1/4"-20 X 1" CAPSCREW, GR 8
14	12	15003	1/4"-20 X 3/4" CAPSCREW, GR 8
15	4	33813	1/4 SAE FLAT WASHER
16	3	0171096	8-32 X 2 1/4 HEX HEAD
17	3	37012	HEX TOP LOCK
18	3	33072	#8 FLAT WASHER
19	1	V62S517AA2000A	NORGREN
20	1	54469-01	12V COIL FOR PNEUMATIC VALVE
21	1	EA0177A1-REV3	PNEUMATIC CYLINDER 1.5" X 6"
22	1	BN-STK210	STAKER RAM
23	1	9834K33	FLOW CONTROL MUFFLER
24	2	6500-06-06	6MJ-6FJ, 90
25	6	2404-06-06	6MJ-6MP
26	1	BN-STK212	STAKER BAR MOUNT
27	1	BN-STK211	STAKER BAR MOUNT
28	1	BN-STK209	STAKER CYLINDER SHIELD
29	1	BN-STK100	STAKER MAGAZINE
30	1	BN-STK101	STAKER MAGAZINE ARM
31	1	BN-STK207	STAKER SPRING TENSIONER
32	2	93148	13024 X 1" SOCKET HEAD CAPSCREW
33	1	BN-STK208	STAKER ARM SHAFT
34	1	BN-STK400	BRONZE BUSHING 5/8" ID X 3/4" OD X 1/4" LG
35	1	BN-STK401	STAKER MAGAZINE SPRING
36	1	EF10-12-12	BRONZE BUSHING 5/8" ID X 3/4" OD X 3/4" LG
37	2	1171212	1/4" FENDER WASHER, 1" OD
38	2	33819	5/8" SAE WASHER







Dual Staker Section - Parts List

ITEM	QTY	PART NUMBER	DESCRIPTION
1	1	ST-STK100	3PT DUAL STAKER SHOE
2	9	42032	U-BOLT, 3/8"-16 X 2 5/8" LG X 2" DIA
3	14	37212	3/8"-16 HEX NUT, REV LOCK
4	32	33859	3/8" FLAT WASHER
5	13	36306	3/8"-16 HEX NUT
6	2	BN-STK900	STAKER ASSEMBLY
7	1	ST-PN902	3 PT DUAL STAKER HOSE KIT
8	1	ST-PN100	3 PT STAKER TEE FITTING BRACKET
9	1	2704-06-06-06	06 JIC BULKHEAD UNION RUN TEE
10	1	6500-06-06	6MJ-6FJ, 90



